

# TMX U392

SAW Passband Filter - Remote Control - RF  
*Specification (Rev-2)*

---

■ Technical overview .....	P01
■ Matching Network for 50Ω / 50Ω Configuration .....	P01
■ Typical Response (Measurement) .....	P02
■ Package Drawing .....	P02

# TMX U392

## SAW Passband Filter – Remote Control - RF Specification (Rev-2)

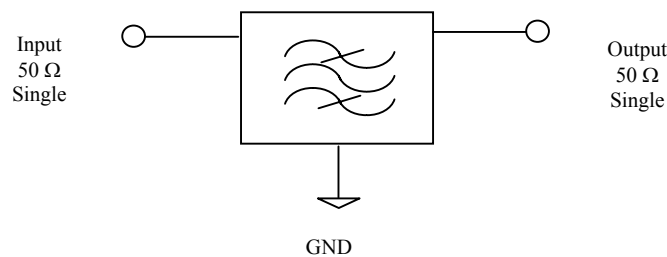
March 03<sup>rd</sup>, 2005

Electrical Parameters		Unit	Minimum	Typical <sup>(1)</sup>	Maximum
Source Impedance (single ended)		$\Omega$	-	50 <sup>(2)</sup>	-
Load Impedance (single ended)		$\Omega$	-	50 <sup>(2)</sup>	-
Center Frequency $f_0$		MHz	-	915	-
<b>Absolute Attenuation</b>					
100 MHz to 800 MHz		dB	50	60	-
800 MHz to 845 MHz		dB	45	50	-
845 MHz to 880 MHz		dB	35	40	-
947 MHz to 992 MHz		dB	15	20	-
992 MHz to 1020 MHz		dB	35	40	-
1020 MHz to 1200 MHz		dB	45	50	-
Maximum Insertion Loss in 902 MHz-928 MHz		dB	-	2.5	3.3
Ripple in 902 MHz-928 MHz		dB	-	0.5	1.5
<b>Package type &amp; size</b>					
Length x Width		mm <sup>2</sup>	-	3.0 x 3.0	-
Height		mm	-	1.3	1.5
<b>Pin Out</b>					
Input	2	Output	5		
Case Ground	1,3,4,6	To Be Grounded	1,3,4,6		

**Notes :**

- (1) Typical values are nominal performances at room temperature
- (2) No external matching circuit is required

### 50 $\Omega$ / 50 $\Omega$ CONFIGURATION



### Maximum Ratings

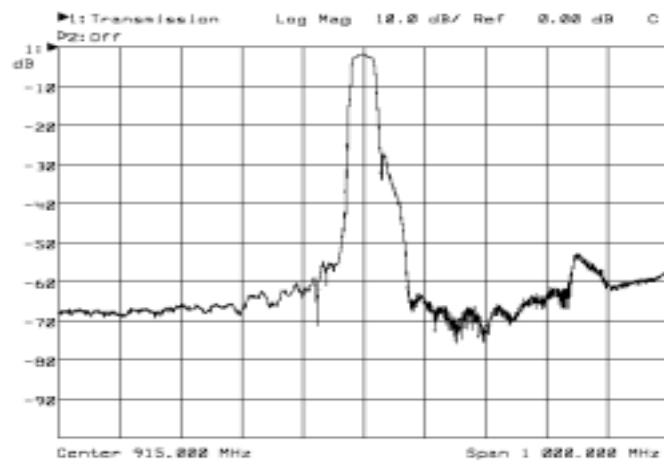
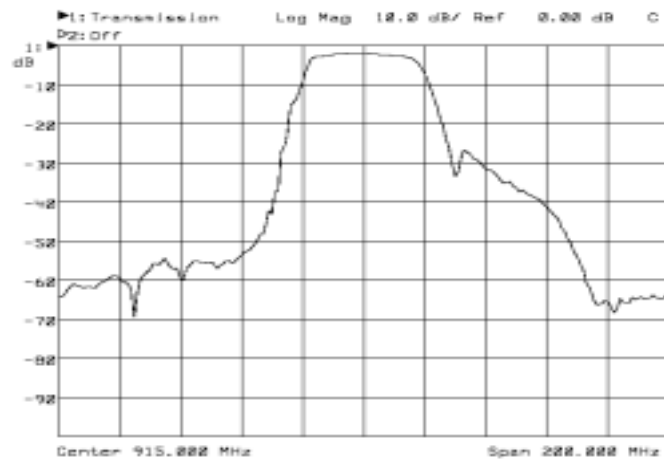
Rating		Unit	Value
Operating Temperature Range	$T_A$	0 to +70	$^{\circ}\text{C}$
Storage Temperature Range	$T_{stg}$	-45 to +85	$^{\circ}\text{C}$
Input Power		15	dBm

# TMX U392

## SAW Passband Filter – Remote Control - RF Specification (Rev-2)

March 03<sup>rd</sup>, 2005

### TYPICAL S21 RESPONSE



### PACKAGE DRAWING

